

2022 School Facilities Inventory Report

Facility Name: **KINGDOM EAST SD | LYNDON TOWN SCHOOL | 2591 LILY POND ROAD, LYNDONVILLE 5851 - Combination - Main Building**

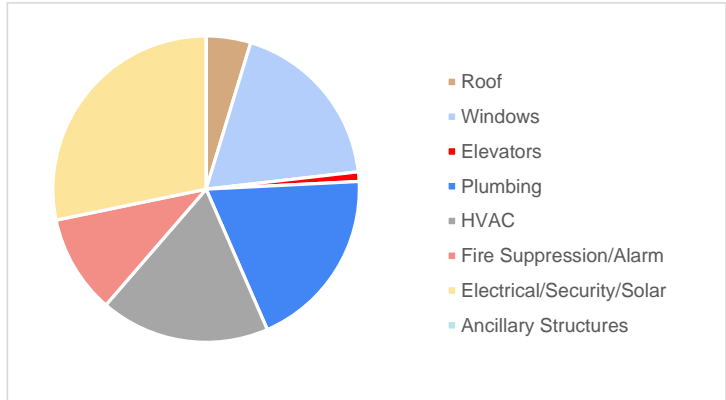
March 29, 2022

Total Value of Assets (Does Not Include Site/Structure/Walls/Interiors) **\$7,455,497**



GPS: 44.546651749988754, -71.9853464738576

Relative Asset Values

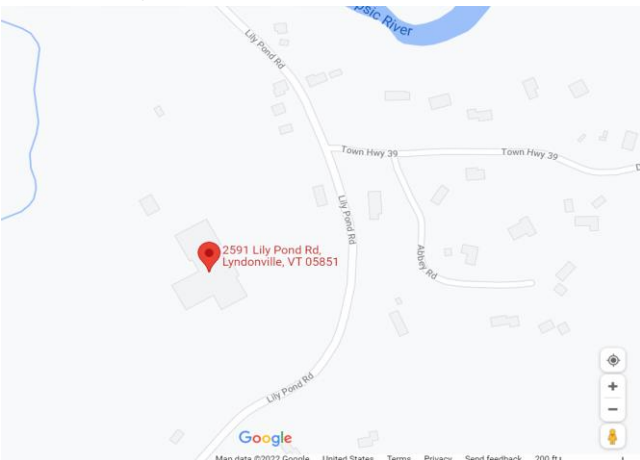
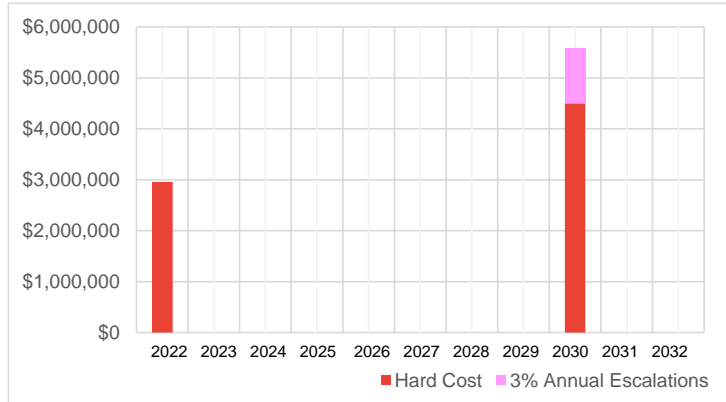


Value of Assets/GSF **\$77.89**



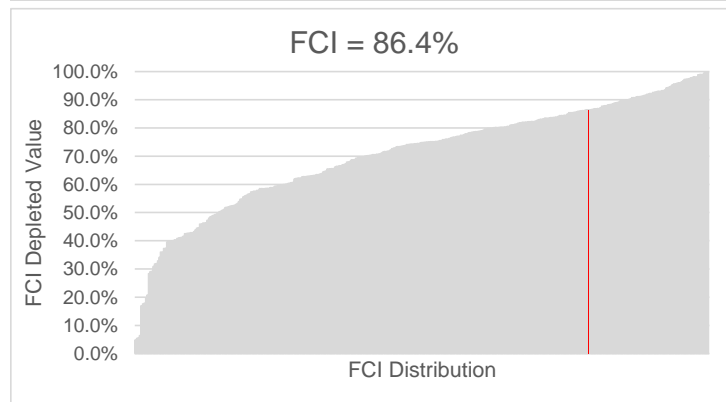
Site Plan - Google Earth

Projected Capital Planning Cash Flow



Location Plan - Google Maps

Facility Condition Index (FCI) Compared to Portfolio



(See Last Page for Explanation of Terms)

2022 School Facilities Inventory Report

Facility Name: **KINGDOM EAST SD | LYNDON TOWN SCHOOL | 2591 LILY POND ROAD,
LYNDONVILLE 5851 - Combination - Main Building**

Respondent Information

Date/Time Completed **2022-02-16 - 9:37 AM**
 Respondent Name **Danny Pickering**
 Respondent Title **Facilities Manager**
 Respondent Email **dpickering@kingdomeast.org**
 Respondent Phone Number **(802) 626-6100 x1400**

Facility Information

School Type **Combination**
 Building Identification **Main Building**
 Stories **3**
 Building Area **95716 (Gross Square Footage - GSF)**
 Year Constructed **1991**
 Year of Last Major Renovation **N/A**
 FCI (Depleted Value) **86.4%**

Environmental & Safety Issues

Hazardous Materials **Yes** ⚠
 Hazardous (HZD) Materials include **Asbestos containing materials (ACM)**
 HZD Issues are **Minor**
 HZD Issues include **A small amount of asbestos**

Indoor Air Quality (IAQ) Issues **No**
 IAQ Issues include -
 IAQ Issues are -
 IAQ Issues include -

Fire or Life/Safety (FL/S) Issues **No**
 FL/S Issues are -

Other Risk Factors **No**
 Other Risk Factors include -
 Other Risk Factors are -

Handicap Accessibility (ADA) Issues

Handicap Accessibility (ADA) Issues **No**
 ADA Issues are **N/A**
 ADA Issues include **N/A**

Utilities - Adequacy

IT / Internet Service **Adequate**
 Building Wi-Fi Coverage **Adequate**
 Cellular Reception **Adequate**
 Water Service Pressure **Adequate**
 Natural Gas/Propane Pressure **Adequate**
 Electrical Capacity **Adequate**

2022 School Facilities Inventory Report

Facility Name: **KINGDOM EAST SD | LYNDON TOWN SCHOOL | 2591 LILY POND ROAD,
LYNDONVILLE 5851 - Combination - Main Building**

Building Envelope - Roof

Roof 1 is Single-Ply EPDM/TPO/PVC Membrane									
Covers 100%	EUL	C-RUL	Cost / Unit		Quantity	Units		Total Value	
Installed in 1991	20	-11	\$11.00 / SF	for	31,905	SF	=	\$350,959	⚠
Roof 2 is -									
Covers 0%	EUL	C-RUL	Cost / Unit		Quantity	Units		Total Value	
Installed in -	-	N/A	- / -	for	-	-	=	\$0	
Roof 3 is -									
Covers 0%	EUL	C-RUL	Cost / Unit		Quantity	Units		Total Value	
Installed in -	-	N/A	- / -	for	-	-	=	\$0	
Roof 4 is -									
Covers 0%	EUL	C-RUL	Cost / Unit		Quantity	Units		Total Value	
Installed in -	-	N/A	- / -	for	-	-	=	\$0	

Building Envelope - Windows

Primary Window System Window, Metal-Frame									
% of Windows That are this Type 100%	EUL	C-RUL	Cost / Unit		Quantity	Units		Total Value	
Installed in 1991	30	-1	\$60.00 / SF	for	22,972	SF	=	\$1,378,310	⚠
Secondary Window System -									
% of Windows That are this Type 0%	EUL	C-RUL	Cost / Unit		Quantity	Units		Total Value	
Installed in -	-	N/A	- / -	for	-	-	=	\$0	

Services - Elevators

Primary Conveyance/Elevators Elevator, Hydraulic, Machine/Controller/Cab									
Quantity of Stops 3	EUL	C-RUL	Cost / Unit		Quantity	Units		Total Value	
Installed in 1991	30	-1	\$25,000.00 / STOP	for	3	STOP	=	\$75,000	⚠
Secondary Conveyance/Elevators -									
Quantity of Stops 0	EUL	C-RUL	Cost / Unit		Quantity	Units		Total Value	
Installed in -	-	N/A	- / -	for	0	-	=	\$0	

Services - Plumbing

Primary Plumbing System Supply & Sanitary, Medium Density (Includes Fixtures)									
Area of building served 100%	EUL	C-RUL	Cost / Unit		Quantity	Units		Total Value	
Installed in 1991	40	9	\$15.00 / GSF	for	95,716	GSF	=	\$1,435,740	
Secondary Plumbing System -									
Area of building served 0%	EUL	C-RUL	Cost / Unit		Quantity	Units		Total Value	
Installed in -	-	N/A	- / -	for	-	-	=	\$0	

Services - Cooling - Central System

Primary Central Cooling System None									
Area of building served 0%	EUL	C-RUL	Cost / Unit		Quantity	Units		Total Value	
Installed in -	-	N/A	- / -	for	-	-	=	\$0	
Secondary Plumbing System -									
Area of building served 0%	EUL	C-RUL	Cost / Unit		Quantity	Units		Total Value	
Installed in -	-	N/A	- / -	for	-	-	=	\$0	

Services - Heating - Central System

Primary Heating System Boiler(s)/System - Solid Fuel (Wood/Pellet)									
Area of building served 100%	EUL	C-RUL	Cost / Unit		Quantity	Units		Total Value	
Installed in 1991	25	-6	\$250.00 / MBH	for	2,735	MBH	=	\$683,686	⚠
Secondary Heating System Boiler(s)/System - Fuel Oil									
Area of building served 100%	EUL	C-RUL	Cost / Unit		Quantity	Units		Total Value	
Installed in 1991	30	-1	\$60.00 / MBH	for	2,735	MBH	=	\$164,085	⚠

2022 School Facilities Inventory Report

Facility Name: **KINGDOM EAST SD | LYNDON TOWN SCHOOL | 2591 LILY POND ROAD,
LYNDONVILLE 5851 - Combination - Main Building**

Services - HVAC Distribution

Primary HVAC Distribution System **HVAC System, Hydronic Piping, 2-Pipe**

Area of building served	100%	EUL	C-RUL	Cost / Unit		Quantity	Units	Total Value
Installed in	1991	40	9	\$5.00 / SF	for	95,716	SF	\$478,580

Secondary HVAC Distribution System -

Area of building served	0%	EUL	C-RUL	Cost / Unit		Quantity	Units	Total Value
Installed in	-	-	N/A	- / -	for	-	-	\$0

Services - Package Systems

Primary HVAC Package Unit & Splits **Split Systems**

Area of building served	1%	EUL	C-RUL	Cost / Unit		Quantity	Units	Total Value
Installed in	1991	15	-16	\$2,000.00 / TON	for	4	TON	\$7,657

Secondary HVAC Package Unit & Splits -

Area of building served	0%	EUL	C-RUL	Cost / Unit		Quantity	Units	Total Value
Installed in	-	-	N/A	- / -	for	-	-	\$0

Services - Fire Suppression

Primary Fire Suppression System **Sprinkler System, Medium Density/Complexity**

Area of building served	100%	EUL	C-RUL	Cost / Unit		Quantity	Units	Total Value
Installed in	1991	40	9	\$5.00 / GSF	for	95,716	GSF	\$478,580

Secondary Fire Suppression System **Kitchen Hood or Computer Center Suppression System**

Area of building served	1 EA	EUL	C-RUL	Cost / Unit		Quantity	Units	Total Value
Installed in	1991	20	-11	\$10,000.00 / EA	for	1	EA	\$10,000

Services - Fire Alarm System

Primary Fire Suppression System **Modern Addressable Fire Alarm System**

Area of building served	100%	EUL	C-RUL	Cost / Unit		Quantity	Units	Total Value
Installed in	1991	20	-11	\$3.00 / SF	for	95,716	SF	\$287,148

Secondary Fire Suppression System -

Area of building served	0%	EUL	C-RUL	Cost / Unit		Quantity	Units	Total Value
Installed in	-	-	N/A	- / -	for	-	-	\$0

Services - Security Systems

Primary Security & Low Volt System **None**

Area of building served	0%	EUL	C-RUL	Cost / Unit		Quantity	Units	Total Value
Installed in	-	-	N/A	- / -	for	-	-	\$0

Secondary Security & Low Volt System -

Area of building served	0%	EUL	C-RUL	Cost / Unit		Quantity	Units	Total Value
Installed in	-	-	N/A	- / -	for	-	-	\$0

Services - Electrical Distribution/Infrastructure

Electrical Distribution/Infrastructure **Main Distribution Panel w/Sub Panels and Generator/UPS - Medium Density**

Area of building served	100%	EUL	C-RUL	Cost / Unit		Quantity	Units	Total Value
Installed in	1991	40	9	\$22.00 / GSF	for	95,716	GSF	\$2,105,752

Services - Solar Power (PV)

Solar (Electric Generation) Provided **None**

Owned/Maintained by School -

Quantity of Panels 0

Area of building served	0%	EUL	C-RUL	Cost / Unit		Quantity	Units	Total Value
Installed in	-	-	N/A	- / -	for	-	-	\$0

Value of Solar PV Panels: -

Ancillary Structures

Ancillary Structures **None**

Total SF of Ancillary Structures -

Area of building served	0%	EUL	C-RUL	Cost / Unit		Quantity	Units	Total Value
Installed in	-	-	N/A	- / -	for	-	-	\$0

Secondary Ancillary Structures -

Total SF of Secondary Ancillary Structures 0

Area of building served	0%	EUL	C-RUL	Cost / Unit		Quantity	Units	Total Value
Installed in	-	-	N/A	- / -	for	-	-	\$0

Additional Comments

2022 School Facilities Inventory Report

Facility Name: **KINGDOM EAST SD | LYNDON TOWN SCHOOL | 2591 LILY POND ROAD,
LYNDONVILLE 5851 - Combination - Main Building**

Explanation of Terms

Projected Capital Planning Cash Flow	The estimated replacement costs of systems as they expire annually.
Facility Condition Index (FCI)	The cost -weighted depleted value of the building compared to the total value of all its systems; overall percent of building useful life consumed by years in service.
Total Value of Assets	The total estimated replacement cost of all the assets listed in the form.
Value of Assets per GSF	The Total Value of all Assets in the form divide by the Gross Square Footage (GSF) of the building.
Facility Condition Index (FCI) Compared to Portfolio	The Facility Condition Index (FCI) of the building overlaid on the chart of FCI's for all buildings in the portfolio. Indicated by a red line in the chart.
Calculated Remaining Useful Life(C-RUL)	The current number of remaining years a system may be expected to perform in designed service.
Expected Useful Life (EUL)	The total number of years a system can be expected to perform in designed service when new.
Gross Square Footage (GSF)	The total square footage contained within the building for all floors/levels.
Cost per Unit	The estimated base cost for a single unit of a system. When multiplied by Quantity results in the total system cost.
Quantity	The amount of a system present in a building. When multiplied by the Cost per Unit results in the total system cost.
Units	The expressed unit of measure for a given system (GSF, EACH, TON, etc).
Ancillary Structures	Buildings on site that are typically known as portables, relocatables or temporary buildings.